

Advanced Analytics for Process Manufacturing



**Asset
Optimization**



**Situational
Awareness**



**Investigation &
Troubleshooting**



**Operational
Excellence**

Seeq® is an advanced analytics solution for process manufacturing data.

With Seeq applications, you and your team can rapidly investigate and share insights from operations and manufacturing data sources to improve production outcomes. OSIsoft PI, Honeywell PHD, GE Proficy, and other historians, as well as relational data from SQL Server, Oracle, and MySQL may be easily integrated to find insights that enable continuous improvement in production yield, quality, availability and other KPIs.

Organizations benefit from using Seeq’s solutions to quickly find insights in production data and share them among teams, operations, and other key roles. Seeq enables engineers and subject matter experts (SME) to get more value from data already collected and enables organizations to rapidly access and execute on those insights.

Enabling Data-led Decision Making

Seeq enables the rapid creation and sharing of insights in organizations of any size to drive improvements in production and business outcomes. This is achieved by unlocking the expertise of engineers and employees and by breaking down data silos. Seeq provides features to support organizational learning and access to insights improving:

- **Productivity:** Seeq is a self- service solution for engineers that leverages data science and machine learning innovations to enable features that accelerate time to insight
- **Knowledge Capture:** Engineers using Seeq Workbench can capture their work and thought processes in Journals, to enable colleagues to leverage their analytics efforts
- **Document Management:** Seeq applications (Workbooks and Topics) may be shared among employees and sites to document existing analyses and best practices
- **Real-time collaboration:** Seeq is a web-based application and enables two or more users to collaborate on the same Seeq document simultaneously
- **Publishing:** Analyses created in Workbench may be quickly assembled for distribution as PDF files, web pages, and dashboards so employees across the organization can benefit from Seeq insights

Customers

Process manufacturing customers rely on Seeq to improve yields, margins, product quality, asset availability, and safety metrics. In addition, Seeq supports key “IIoT” scenarios such as “Connected Products” and “Smart Manufacturing” for remote monitoring and predictive analytics.



Oil & Gas



Pharmaceutical



Specialty Chemicals



Food & Beverage



Power & Utilities



Metals & Mining



Pulp & Paper



IIoT

Seeq® WORKBENCH

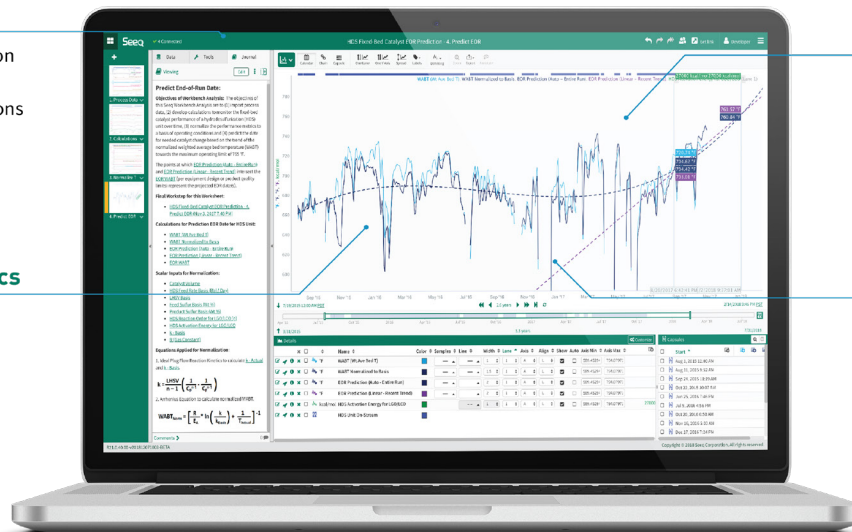
Workbench is Seeq's application for engineers engaged in diagnostic, descriptive, and predictive analytics with time process manufacturing data. It includes features to expedite the full arc of the analytics process, from connecting to historians to data cleansing, visualization, modeling, and calculations.

Application

- Browser-based application
- Google-like search
- Tools for common functions
- Save and collaborate

Time Series Analytics

- Diagnostics analytics
- Monitoring and alerts
- Predictive analytics



Visualizations

- Advanced trending
- Bar charts and tables
- Scatterplots
- Treemaps

Advanced Analytics

- Data cleansing
- Pattern recognition
- Scalable calculations
- Machine learning

Seeq® ORGANIZER

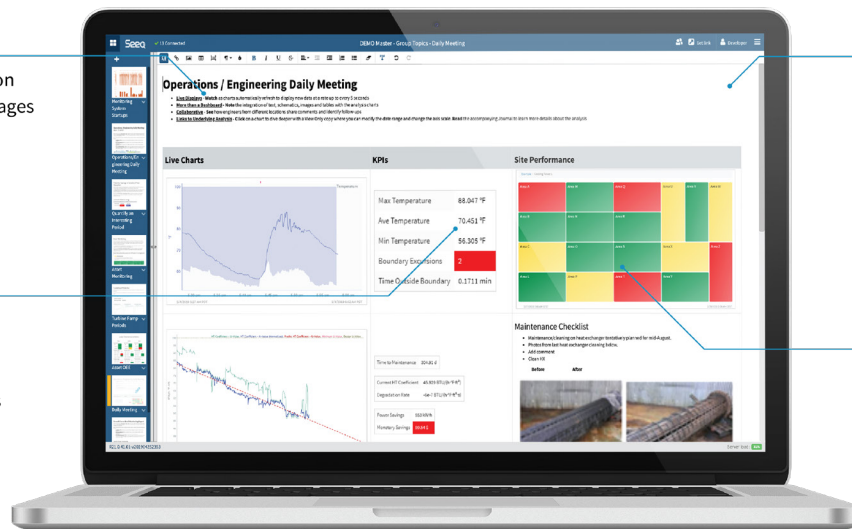
Organizer is Seeq's application for engineers and managers to assemble and distribute Seeq analyses as reports, dashboards, and web pages. Organizer "Topics" may include text, images, scorecard items, visualizations generated in Seeq Workbench (charts, scatter plot, tree map, etc.) and other content.

Application

- Browser-based application
- Create reports and webpages
- Share as URL or PDF
- Publish to colleagues

Documents

- Embed Seeq analyses
- Charts and graphics
- Scorecard and KPIs
- Page breaks and sections

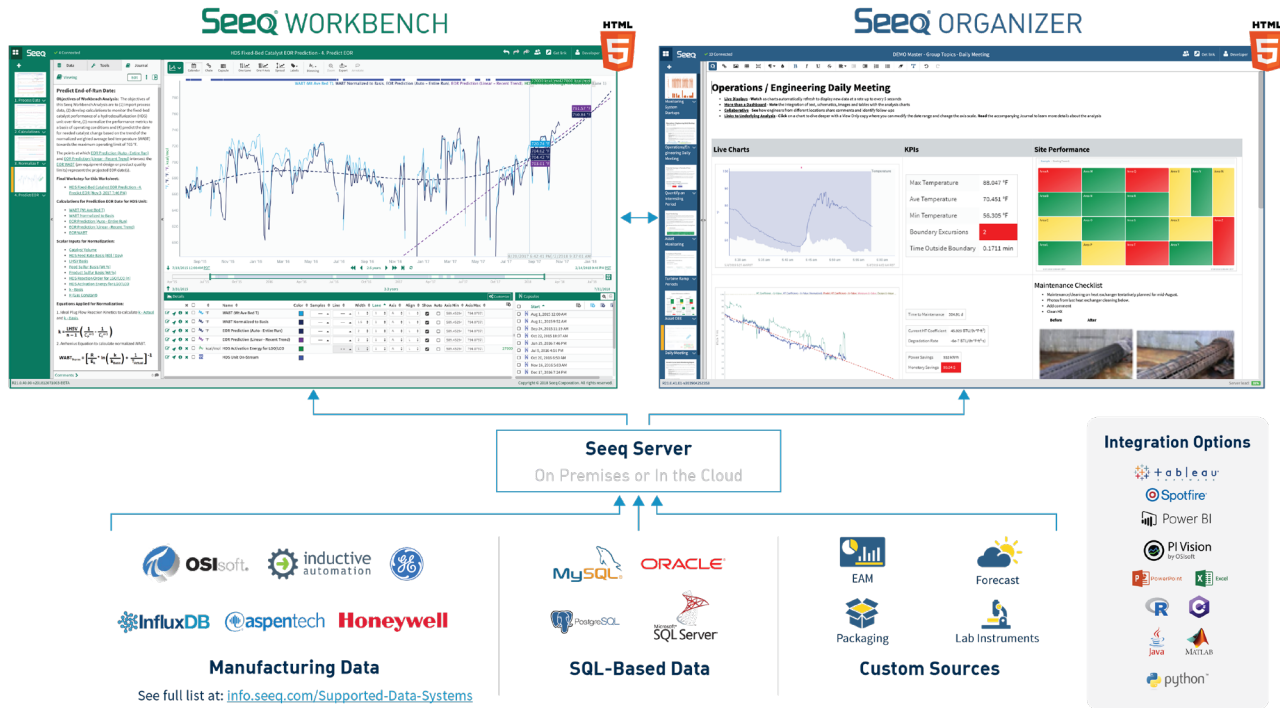


Advanced Editing

- Rich text editor
- Full layout control
- User-defined time ranges
- Automate publication

Distribution

- Charts link to analyses
- Read-only exploration
- View on mobile devices
- Add user comments



- **Seeq Server:** The application server for Seeq functionality connects to time series data stores, manufacturing, and business data sources. With deployment on premise, or in the cloud, Seeq Server provides all application features plus scalability, reliability, and storage with “scale out” and SaaS deployments as optional services.
- **Seeq Runtime:** Perform continuous data cleansing, monitoring, and streaming calculations on time series data. Accessed through either Seeq Workbench features or the Seeq REST API, Seeq runs autonomously and may be integrated with existing alarm systems or dashboard solutions.
- **Seeq Extensibility:** Seeq is highly extensible with data export, data integration, and a REST API. Data export options include Excel, PowerPoint, and any OData client (Tableau, PowerBI, etc.). Data integration with OSIsoft PI Vision is also supported. To create custom applications and templates the Seeq REST API has SDKs for programming in C#, Python, MatLab, and Java—with additional languages coming soon.

Deployment

Seeq may be set up and running on a dedicated server, server cluster, or virtual machine in less than an hour, depending on the tag count. Supported configurations include on-premise installation on the same network as a plant or enterprise historian, in the cloud, or a mixed environment of on-premise and cloud resources.

Connect data historians, sources, and silos

No matter where your data is or how it's stored, Seeq can connect to it without ETL or duplication, on premise or in the cloud. Seeq works with time series data in historians, IIoT platforms, data lakes, and database web services and with contextual data sources like SQL Server, MySQL, Oracles, so you can integrate data from manufacturing and business applications.

Seeq Corporation

1301 2nd Avenue, Suite 2850
Seattle, WA 98101
www.seeq.com | (206) 801-9339

About Seeq Corporation

Founded in 2013, Seeq publishes software applications for manufacturing organizations to rapidly find and share data insights. Oil & gas, pharmaceutical, specialty chemical, utility, renewable energy and numerous other vertical industries rely on Seeq to improve production outcomes, including yield, margins, quality, and safety. Headquartered in Seattle, Seeq is a privately held virtual company with employees and partners in the United States, Asia, Canada, Europe, and South America.